

Terminal Tractor Service Bulletin



Subject: External hour meter T2			
Product: Medium Terminal Tractor	Bulletin # SB15T10052	Date: October 15 2015	Pages: Page 1 of 5
To: All Kalmar Sales Companies		From: Medium Terminal Tractor Product Support	

Units Affected: T2 tractors with external hour meter

Possible Situation: The external hour meter continues to run after the engine is shut off but the ignition is left on.

Solution: After confirming the hour meter continues to run with the ignition key “ON” and the engine **not running**. Attached you will find a parts list needed to correct the issue as well as pictures to help locate the parts and harnesses. Perform the following steps listed below.

Kit Part Number - 53580241

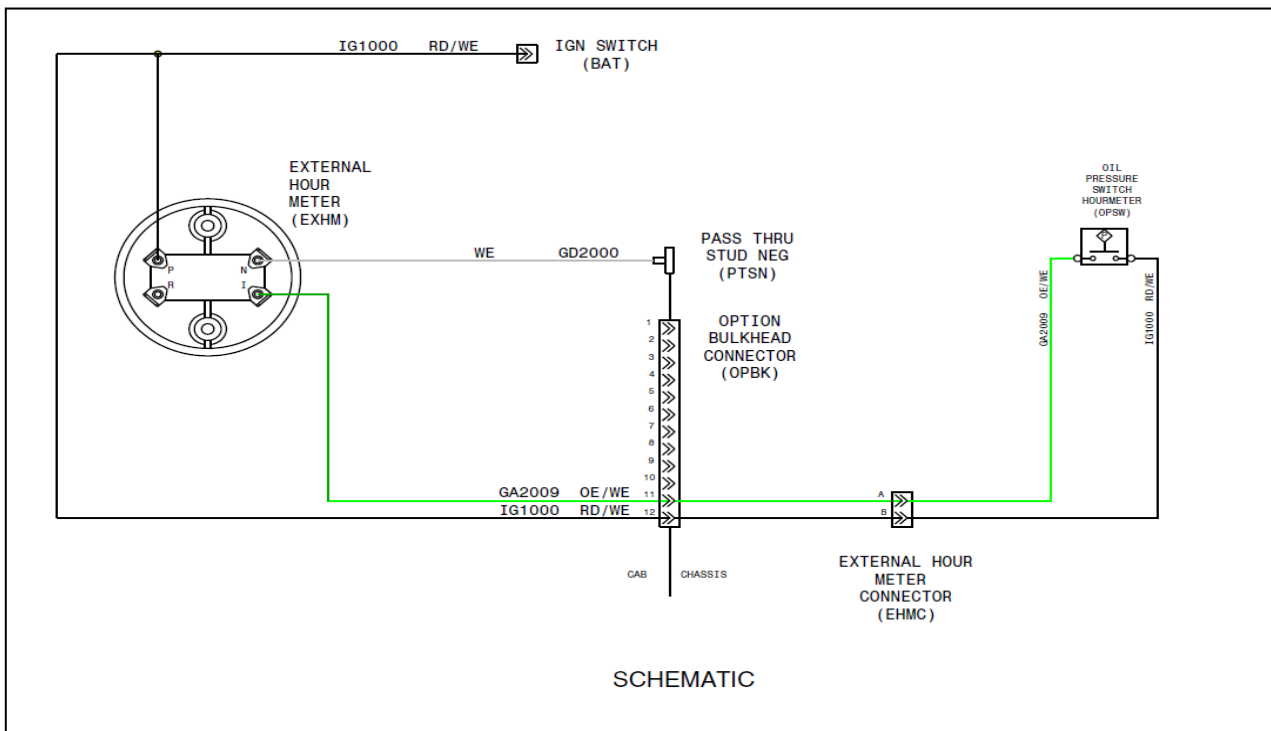
1. Install the adapter, part number 90026784 on the oil pressure switch, part number 70000013.
2. Connect wire harness CTT00005690 to the pressure switch (this is a non-polarized switch, each wire can be connected to either terminal).
3. Connect wire harness CTT00005689 to CTT00005690, and rout wire up to the option bulkhead plug located under the cab dash. See pictures of location provided in this kit.
4. Install the two wires from wire harness CTT00005689 in the option plug. Wire GA2009 installs in pin connector 11 and wire IG1000 installs in pin connector 12 of the option plug.
5. Route external wire harness from engine to the option plug along the other wire harnesses from the engine, see photos.

Terminal Tractor Service Bulletin



Subject: External hour meter T2			
Product: Medium Terminal Tractor	Bulletin # SB15T10052	Date: October 15 2015	Pages: Page 2 of 5
To: All Kalmar Sales Companies		From: Medium Terminal Tractor Product Support	


6. Connect wire harness CTT00005688 to the external hour meter. Connect the wires as shown in the drawings provided.



Terminal Tractor Service Bulletin




Subject: External hour meter T2			
Product: Medium Terminal Tractor	Bulletin # SB15T10052	Date: October 15 2015	Pages: Page 3 of 5
To: All Kalmar Sales Companies		From: Medium Terminal Tractor Product Support	



Terminal Tractor Service Bulletin



Subject: External hour meter T2			
Product: Medium Terminal Tractor	Bulletin # SB15T10052	Date: October 15 2015	Pages: Page 4 of 5
To: All Kalmar Sales Companies		From: Medium Terminal Tractor Product Support	




**CONNECT TO OPTION BULKHEAD CONNECTOR.
FOLLOW SCHEMATIC FOR CORRECT PIN LOCATIONS**

Terminal Tractor Service Bulletin



Subject: External hour meter T2			
Product: Medium Terminal Tractor	Bulletin # SB15T10052	Date: October 15 2015	Pages: Page 5 of 5
To: All Kalmar Sales Companies		From: Medium Terminal Tractor Product Support	



Warranty: Kalmar Ottawa will cover the installation labor at 2 hours plus parts.